

Home Learning

How can you have fun
helping your child?



Mathematics

we now need to be able to work with numbers
to 20

- **Counting in unison** - Use nursery rhymes. 1,2,3,4,5 once I caught a fish alive....1, 2 buckle my shoe..... When??? In the car, on the way to school.
- **Counting - One to one correspondence.** Children need to move objects as they count. How many apples in the fruit bowl ? How many swings? Count out 4 carrots please etc.
- **Doubling and Halving** - symmetry, cutting pizza, spots on ladybirds, sharing etc.
- **Numbers** - Magnetic numbers, pieces of paper cut up Find number 3...
- **Formation of number** - use laces, ribbon, pencil, pens. Use a variety of strategies ie overwriting, copy writing.

Problem Solving - Number, Time and Shape- while out and about, seating numbers, missing numbers in a sequence etc



- **Addition and Subtraction** - Begin with combining 2 groups, *However children will need to have basic skills of counting and number before they will progress to this stage.* How many in group 1? How many in group 2? How many altogether? Progress to using a number line. Draw own number line by writing numbers from 0-10. EG $3+2=$ Start on the first number and jump 2 and children move accordingly. Jumping backwards for subtraction, taking a small amount from a large amount practically etc
- **Shape** - Find different shapes around the home, car, supermarket (circle, rectangle, square, triangle and use appropriate vocabulary to describe the 2D shapes properties ie corners, sides, straight, curved etc) Children will progress to learn 3D shapes. Play guess my shape.
- **Measure** - Correct vocabulary is important. Can you fill your cup half full? Order different size objects eg cutlery, ~~order~~ the size of family members, pieces of ribbon, string. Children can talk about the size and compare length.
Eg The knife is longer than the spoon. The spoon is the shortest.




- **Measure - size, weight, capacity, length, distance** - Correct vocabulary is important. Can you fill your cup half full? Order different size objects eg cutlery, order the size of family members, pieces of ribbon, string. Children can talk about the size and compare length. How far is...? Eg The knife is longer than the spoon. The spoon is the shortest.
- **Time** - Talk to your child about the times in the day. What did you do this morning? afternoon? tonight?..... Use time vocabulary to talk about events first, before, next, after Etc Progress to children learning 'o' clock. *Hickory Dickory Dock and amend to include different times.*
- **Positional Language** - placing objects in different positions e.g under, next to, on, over, in between, behind etc.
- **Money** - handle money and starting to know denominations

Correct vocabulary and terminology is vital for children to increase their understanding and explain their learning.



Communication and Language

- **Listening and Attention** - listening attentively for periods of time in different situations e.g listening to a story, following instructions etc. Anticipation and prediction e.g what happens next? Respond appropriately to what they have heard and be able to ask and answer questions.
- **Speaking and Listening** - A good speaker and a good listener will allow any child to access all areas of the curriculum. Encourage children to speak in sentences when answering questions and explain their wants and needs using words and not gestures.
- **Understanding** - listen and follow multi step instructions. Ask and answer how? and why? Questions to find out more.
- Talk about and ask about own experiences.



Literacy

Reading - Encourage your child to read as much as possible at home. Read a variety of texts, visit the local library, read to your child, discuss stories (what happened at the beginning, middle and end, characters and setting) and layout of texts. Find words in a text, play the robot game (develops basic skills of blending c-a-t) Ensure correct pronunciation of sounds. Blending skills in reading will prepare children to hear sounds in words and will this skill will provide a good foundation for their writing.

http://www.amazon.co.uk/Read-Home-Helping-Child-Handbook/dp/0198384521/ref=sr_1_1?ie=UTF8&s=books&qid=1254847970&sr=1-1




Writing - Play robot game (develops basic skills of blending c-a-t), copy writing, over writing, letter formation - cursive, phoneme frames, simple CVC words, building up to simple sentences using capital letters, full stops, finger spaces.

Ensure correct formation of letters. We are beginning to develop our letters as cursive script (joining from the line) Use fingers to trace over letters, pens, pencils, paint, writing letters on biscuits using icing pens, Outside - use sticks, chalk etc

Letters and sounds - Use Jolly Phonics actions and songs, sound books every day, Just because they know it one day does not mean they will know it the next day. Consolidation is vital!!!!


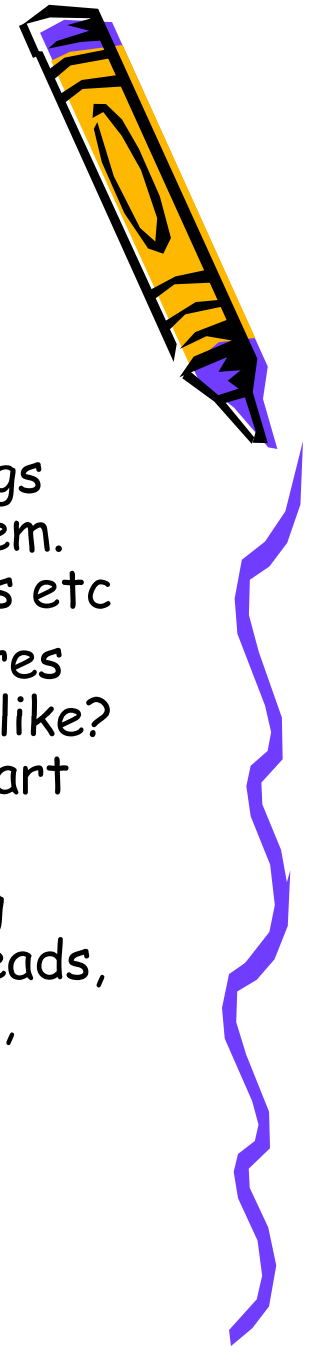
<http://www.elc.co.uk/SearchProducts.php>

Other Ideas..... alphabet puzzles, cut and stick from catalogues, find 3 things beginning with a 's', Children to write a simple shopping list and find items, find the letter 'a' etc



Other areas of the Foundation stage.

- **Understanding of the World**- Encourage your child to explore how things work, why things happen, when things happen etc Describe the things in the world around them. Use ICT - computers, cameras, TV, DVD players, radios etc
- **Expressive arts and design** - Explore different textures around the home inside and outside. What does it feel like? Look like? What shapes can you see?..... Use different art materials, sponges, food, toys etc
- **Physical development** - using a knife and fork, dressing themselves independently, jigsaw puzzles, threading beads, pasta, hula hoops. Outside - Climbing, swinging, jumping, balancing, riding a bike, pencil and paint brush control.




Personal, social and emotional.

This is key to success in the foundation stage, it will allow your child to be part of a broad, balanced, inclusive and FUN curriculum. It will allow you child to access all areas of the foundation stage confidently and positively, independently or collaboratively.

Children will

- Develop positive relationships with adults and their peers. Reinforce at home with family members and younger/older siblings, Use positive talk, praise good behaviour....
- Be encouraged to describe their own and other children's emotions.
 - Explain their behaviour and how it affects them and other people around them. How do you think your sister feels now? Why do you think she feels like that?



Last note.....

I hope you have as much FUN as I will
I bet you will learn new things.....
And there is no doubt you will be
singing those Jolly Phonics songs.....

Just remember **learning can take place
ANYWHERE!!!**

